

### COMPETITION JURY

TECHNICAL DELEGATE	Zacks Jack	(USA)
CHIEF OF RACE	Frank Chris	(USA)
REFEREE	Perry Sohier	(USA)

### WEATHER

CONDITIONS	Clear
SNOW	Hard
AIR TEMPERATURE	START : -5.0 °C FINISH : -4.0 °C

### 1st RUN

COURSESETTER	Connell Rogan	(USA)
FORERUNNERS	- A - VIETZE Sandy	(USA)
	- B - MARSHALL Tucker	(USA)
	- C - NULLMEYER Ali	(CAN)

### 2nd RUN

	Moody Benjamin	(USA)
- A -	VIETZE Sandy	(USA)
- B -	MARSHALL Tucker	(USA)
- C -	NULLMEYER Ali	(CAN)

COURSE	Brambles
START	763 m
FINISH	588 m
DROP	175 m
LENGTH	534 m
HOMOLOGATION	11524/12/14
GATES	57
DIRECTIONS	55
STARTING TIME	0930

	Inverness
	765 m
	590 m
	175 m
	12884/11/18
	57
	56
	1200

LIST n°1519 APPLIED PENALTY: 26.42 CALCULATED PENALTY: 23.42  
Number of competitors: 111, Number of NSA: 13







F = 730

Rank	Bib	FIS ID	Name	Year	Nation	Region	Run 1	Run 2	Time	Gap	Points
1	1	6536177	UTTER Hannah	1999		E	48.00	47.12	<b>1:35.12</b>		0.00
2	7	107759	ROUSSIN Heidi	1998		X	49.80	47.26	<b>1:37.06</b>	1.94	14.89
3	8	6536236	TOWNSHEND Charlotte	1999		E	49.85	47.49	<b>1:37.34</b>	2.22	17.04
4	9	107847	PROFITT Stephanie	1999		X	49.57	47.85	<b>1:37.42</b>	2.30	17.65
5	3	255357	EINARSDOTTIR Freydis Halla	1994		X	49.75	47.95	<b>1:37.70</b>	2.58	19.80
6	12	108077	GRAY Cassidy	2001			50.07	47.77	<b>1:37.84</b>	2.72	20.87
7	18	426250	SANDERBERG Fanny Cathrine	1998		X	50.11	47.85	<b>1:37.96</b>	2.84	21.80
8	22	108113	REHA Mika Anne	2001		X	50.41	48.27	<b>1:38.68</b>	3.56	27.32
9	4	6536199	IDE Nellie	1999		E	51.01	48.06	<b>1:39.07</b>	3.95	30.31
10	11	6536470	KEARING Emma	2000		E	51.29	48.18	<b>1:39.47</b>	4.35	33.38
11	14	6536681	HITCHCOCK Brynne	2001		I	52.15	47.35	<b>1:39.50</b>	4.38	33.61
12	23	6536866	ROUFA Kendahl	2002		R	51.78	47.99	<b>1:39.77</b>	4.65	35.69
13	6	6536623	BRAUN Cleo	2001		R	51.66	48.19	<b>1:39.85</b>	4.73	36.30
14	28	45436	GAUL Sammie	2001		X	51.75	48.45	<b>1:40.20</b>	5.08	38.99
15	20	197846	LAFFIN Emilia	1997		X	51.79	48.94	<b>1:40.73</b>	5.61	43.05
16	51	496425	OLMO Carmela	2000		X	51.81	49.07	<b>1:40.88</b>	5.76	44.21
17	46	6536689	HANUS Julia	2001		E	52.09	48.82	<b>1:40.91</b>	5.79	44.44
18	15	6536168	GRONDIN Isabel	1999		R	52.69	48.46	<b>1:41.15</b>	6.03	46.28
19	26	6536616	WATTENMAKER G.G.	2001		F	51.19	50.36	<b>1:41.55</b>	6.43	49.35
20	29	6536439	SCHIERWAGEN Grace	2000		E	51.58	49.99	<b>1:41.57</b>	6.45	49.50
21	40	108086	LEBSACK Avery	2001			51.75	49.85	<b>1:41.60</b>	6.48	49.73
22	45	6535538	SPENCE Erin	1996		E	53.00	48.67	<b>1:41.67</b>	6.55	50.27
23	43	108286	HUNTER Lauren	2002		X	52.27	49.46	<b>1:41.73</b>	6.61	50.73
24	32	6536086	BOUCHARD Elise	1998		E	52.41	49.45	<b>1:41.86</b>	6.74	51.73
25	73	6536473	KELSEY Gigi	2000		R	53.06	49.42	<b>1:42.48</b>	7.36	56.48
26	57	6535792	GALIUNAS Kara	1997		E	53.21	49.83	<b>1:43.04</b>	7.92	60.78
27	60	506997	ENEQVIST Ebba	2000		X	53.09	49.96	<b>1:43.05</b>	7.93	60.86
28	42	426230	WILLASSEN Anna	1997		X	53.48	49.58	<b>1:43.06</b>	7.94	60.94
29	38	6536165	BIELE Parker	1999		E	52.36	50.93	<b>1:43.29</b>	8.17	62.70
30	53	6535998	AHEARN Megan	1998		E	54.03	49.90	<b>1:43.93</b>	8.81	67.61
31	76	6536648	RIDDELL Lydia	2001		E	53.23	51.04	<b>1:44.27</b>	9.15	70.22
32	34	6536423	NEU Magnolia	2000		E	53.47	51.02	<b>1:44.49</b>	9.37	71.91
33	59	6536584	LEONARD Avery	2001		R	54.87	50.96	<b>1:45.83</b>	10.71	82.19
34	62	6536632	AMICO Isabella	2001		E	53.12	53.03	<b>1:46.15</b>	11.03	84.65
35	70	6536581	DUFFY Anna	2001		E	54.67	51.75	<b>1:46.42</b>	11.30	86.72
36	87	6536870	JULIUS Sydney	2002		E	55.62	52.44	<b>1:48.06</b>	12.94	99.31

Rank	Bib	FIS ID	Name	Year	Nation	Region	Run 1	Run 2	Time <sup>1</sup>	Gap	Points
37	77	6536399	GRAY Caraline	2000		E	55.93	52.42	<b>1:48.35</b>	13.23	101.53
38	67	6536019	COLMAN Allegra	1998		X	56.30	52.50	<b>1:48.80</b>	13.68	104.99
39	78	275047	AUSTIN Emma	2002		X	55.39	53.62	<b>1:49.01</b>	13.89	106.60
40	49	6536844	TRUEBLOOD Josephine	2002		R	56.15	52.99	<b>1:49.14</b>	14.02	107.60
41	82	155985	PAVLIK Ava Marie	2001		X	56.22	53.23	<b>1:49.45</b>	14.33	109.98
42	86	6536322	FALLON Hannah	1999		E	56.58	53.20	<b>1:49.78</b>	14.66	112.51
43	65	6536634	CANTIN Claudia	2001		E	55.19	55.87	<b>1:51.06</b>	15.94	122.33
44	104	6536961	FILOSA Emma	2002		E	56.41	54.77	<b>1:51.18</b>	16.06	123.25
45	69	6536804	FLECK Annaliese	2002		E	56.29	55.36	<b>1:51.65</b>	16.53	126.86
46	95	6536717	ROSENBLUTH Joanna	2001		E	56.76	55.11	<b>1:51.87</b>	16.75	128.55
47	75	6535984	SULLIVAN Abigail	1998		E	56.89	55.48	<b>1:52.37</b>	17.25	132.39
48	92	6536436	MILLER Anna Clare	2000		E	57.89	54.98	<b>1:52.87</b>	17.75	136.22
49	44	6536598	KIRWOOD Kate	2001		R	58.69	54.83	<b>1:53.52</b>	18.40	141.21
50	88	6536799	CAYER Ava	2002		E	58.73	54.87	<b>1:53.60</b>	18.48	141.83
51	103	6536991	JOHNSON Caroline	2002		E	59.39	55.74	<b>1:55.13</b>	20.01	153.57
52	91	45442	MANNING Alexandra	2001		X	59.01	56.32	<b>1:55.33</b>	20.21	155.10
53	97	6536424	MCCARTHY Madison	2000		E	59.12	56.55	<b>1:55.67</b>	20.55	157.71
54	85	108145	BRUNELLE Maite	2001		X	58.97	57.17	<b>1:56.14</b>	21.02	161.32
55	80	6536793	BERVY Katie	2002		R	1:01.21	55.26	<b>1:56.47</b>	21.35	163.85
56	105	6536688	POLLAK Anna	2000		E	1:01.57	55.25	<b>1:56.82</b>	21.70	166.54
57	107	6536585	LAURION Mackenzie	2001		E	1:00.73	57.31	<b>1:58.04</b>	22.92	175.90
58	81	6536398	GUIMOND Abigail	2000		E	1:01.64	56.97	<b>1:58.61</b>	23.49	180.27
59	106	6536565	HEALY Diana	2000		E	1:02.08	57.67	<b>1:59.75</b>	24.63	189.02
60	93	6536406	ROSEN Sophie	2000		E	1:04.77	58.36	<b>2:03.13</b>	28.01	214.96
61	108	6536861	WALTHER-GINGOLD Tiger	2002		E	1:03.94	1:01.55	<b>2:05.49</b>	30.37	233.08
62	110	6536944	BECK Siri	2002		E	1:20.16	1:03.40	<b>2:23.56</b>	48.44	371.75

## Did Not Finish - Run 1 (38)

5	6535817	MUELLER Griffin	1997		E	DNF
13	6536620	WOLD Tegan	2001		R	DNF
16	426286	OLSEN Bertine Aam	1999			DNF
17	6535980	COUTU Tess	1998		E	DNF
21	426299	VARNE Bergitte	1999			DNF
24	6536420	HALVORSEN Elsie	2000		R	DNF
27	959003	NG Arabella Caroline Yi	2001		X	DNF
30	426318	TELJE Elise	2000			DNF
31	6536218	LIEBLEIN Cassie	1999		E	DNF
33	6536383	TRUDEAU Hannah	2000		E	DNF
35	6536381	POTTER Kathryn	2000		E	DNF
36	108149	COMEAU Charlie	2001			DNF
37	275038	RYAN Emma	2000		X	DNF
39	108080	CUNNINGHAM Haley	2001			DNF
41	225771	DANIELS Daisi	2002			DNF
47	6536985	WESTON Brienna	2002		E	DNF
48	6536828	ORDWAY Alexis	2002		E	DNF
50	6536680	JENNE Isabelle	2001		E	DNF
52	6536885	GARFIELD Maia	2002		E	DNF
54	6536578	ELLIS Morgan	2001		F	DNF
55	6536342	SCHIBLI Lila	1999		E	DNF
56	308269	ISHIMARU Merumo	2002		X	DNF
63	6535769	NAWROCKI Alexx	1997		E	DNF
64	108076	ROSENBLOOM Taylor	2001		X	DNF
66	107952	STOCK Julia	1999		X	DNF
71	496447	BARATA Carla	2001		X	DNF
72	6536850	ZARUBY Anna	2002		F	DNF
79	6536655	FLACHBART Lili	2001		E	DNF
83	6536443	MUNSCHAUER Margaret	1999		E	DNF
84	225710	GRAY Hannah	2000			DNF
89	6536805	GERALDI Julia	2002		E	DNF
90	6536540	ARNOTT Emily	2000		E	DNF

Rank	Bib	FIS ID	Name	Year	Nation	Region	Run 1	Run 2	Time'	Gap	Points
94	6536819		LIEBLEIN Maddy	2002		E	DNF				
99	6536903		GOBER Elena	2002		E	DNF				
100	496488		AYTES Ona	2002		X	DNF				
102	6536949		MACGUFFIE Emma	2002		E	DNF				
109	6536735		HOLLISTER Alexis	2000		E	DNF				
111	538812		BRUCE Jasmine	1990		E	DNF				

### Disqualified - Run 1 (1)

101	496489		CAPDEVILA Ares	2002		X	DSQ			Gate 9	
-----	--------	--	----------------	------	---	---	-----	--	--	--------	--

### Did Not Finish - Run 2 (10)

2	426304		RESEN Henriette	1999			53.34	DNF			
10	6536851		ZIMMERMANN Zoe	2002		E	49.23	DNF			
19	6535989		BRUCE Anna	1998		E	50.97	DNF			
25	426272		NYBERG Martine Fosmo	1999			50.92	DNF			
58	496487		CUBINA Victoria	2002			55.00	DNF			
61	6536701		MAURER Charlotte	2001		E	55.95	DNF			
68	6535961		CLARK Courtney	1997		E	1:15.64	DNF			
74	6536796		BRAUN Grace	2002		E	55.26	DNF			
96	6536945		WELTER Ariana	2002		E	58.41	DNF			
98	6536941		ARNOTT Mackenzie	2002		E	58.98	DNF			