

COMPETITION JURY

TECHNICAL DELEGATE	Zacks Jack	(USA)
CHIEF OF RACE	Frank Chris	(USA)
REFEREE	Moody Benjamin	(USA)
START REFEREE	Woolson Peter	(USA)

WEATHER

CONDITIONS	Clear
SNOW	Hard
AIR TEMPERATURE	START : -6.0 °C
	FINISH : -5.0 °C

1st RUN

COURSESETTER	Bell Daniel	(USA)
FORERUNNERS	- A - Brophy Julia	(USA)
	- B - LaFrance Audrey	(USA)
	- C - Comey Ava	(USA)
	- D - Vietze Sandy	(USA)

2nd RUN

	Darling Kyle	(USA)
- A -	Brophy Julia	(USA)
- B -	LaFrance Audrey	(USA)
- C -	Comey Ava	(USA)
- D -	Vietze Sandy	(USA)

COURSE	Inverness/Brambles
START	813 m
FINISH	500 m
DROP	313 m
HOMOLOGATION	12885/11/18
GATES	50
DIRECTIONS	47
STARTING TIME	0930

	Inverness/Brambles
	813 m
	500 m
	313 m
	12885/11/18
	47
	45
	12:30

LIST n°1519 APPLIED PENALTY: 28.90 CALCULATED PENALTY: 25.90
 Number of competitors: 106, Number of NSA: 12

F = 1010

Rank	Bib	FIS ID	Name	Year	Nation	Region	Run 1	Run 2	Time	Gap	Points
1	2	108077	GRAY Cassidy	2001			1:08.47	1:08.42	2:16.89		0.00
2	15	6536177	UTTER Hannah	1999		E	1:09.59	1:08.41	2:18.00	1.11	8.19
3	12	426230	WILLASSEN Anna	1997		X	1:09.29	1:09.26	2:18.55	1.66	12.25
4	4	6536607	JONES Caroline	2001		R	1:09.79	1:09.09	2:18.88	1.99	14.68
5	11	6536648	RIDDELL Lydia	2001		E	1:10.05	1:08.85	2:18.90	2.01	14.83
6	3	197846	LAFFIN Emilia	1997		X	1:09.88	1:09.07	2:18.95	2.06	15.20
7	7	6536616	WATTENMAKER G.G.	2001		F	1:10.26	1:08.93	2:19.19	2.30	16.97
8	6	6536165	BIELE Parker	1999		E	1:10.23	1:09.13	2:19.36	2.47	18.22
9	14	6535538	SPENCE Erin	1996		E	1:10.35	1:09.27	2:19.62	2.73	20.14
10	21	6536681	HITCHCOCK Brynne	2001		I	1:10.04	1:10.00	2:20.04	3.15	23.24
11	9	6536470	KEARING Emma	2000		E	1:10.54	1:09.72	2:20.26	3.37	24.86
12	13	6536168	GRONDIN Isabel	1999		R	1:09.82	1:10.48	2:20.30	3.41	25.16
13	19	6536432	HALL Emma	2000		R	1:10.32	1:10.38	2:20.70	3.81	28.11
14	5	6535980	COUTU Tess	1998		E	1:11.18	1:09.62	2:20.80	3.91	28.85
15	10	6535762	LORD Madison	1997		E	1:10.86	1:09.96	2:20.82	3.93	29.00
16	26	108149	COMEAU Charlie	2001			1:10.51	1:10.46	2:20.97	4.08	30.10
17	1	6536199	IDE Nellie	1999		E	1:10.63	1:10.72	2:21.35	4.46	32.91
18	23	6536620	WOLD Tegan	2001		R	1:11.14	1:10.44	2:21.58	4.69	34.60
19	29	6536423	NEU Magnolia	2000		E	1:10.99	1:11.05	2:22.04	5.15	38.00
20	35	6536680	JENNE Isabelle	2001		E	1:12.04	1:10.30	2:22.34	5.45	40.21
21	42	496425	OLMO Carmela	2000		X	1:11.32	1:11.10	2:22.42	5.53	40.80
22	22	6536634	CANTIN Claudia	2001		E	1:12.24	1:10.28	2:22.52	5.63	41.54
23	25	225771	DANIELS Daisi	2002			1:11.93	1:10.70	2:22.63	5.74	42.35
24	40	6536578	ELLIS Morgan	2001		F	1:12.31	1:10.68	2:22.99	6.10	45.01
25	43	6536828	ORDWAY Alexis	2002		E	1:11.44	1:11.58	2:23.02	6.13	45.23
26	41	275038	RYAN Emma	2000		X	1:11.89	1:11.21	2:23.10	6.21	45.82
27	16	6536623	BRAUN Cleo	2001		R	1:11.89	1:11.38	2:23.27	6.38	47.07
28	73	6536473	KELSEY Gigi	2000		R	1:12.57	1:11.42	2:23.99	7.10	52.39
29	20	108113	REHA Mika Anne	2001		X	1:12.40	1:11.98	2:24.38	7.49	55.26
30	75	6536866	ROUFA Kendahl	2002		R	1:12.42	1:12.51	2:24.93	8.04	59.32
31	24	6536689	HANUS Julia	2001		E	1:12.10	1:12.97	2:25.07	8.18	60.35
32	30	6535817	MUELLER Griffin	1997		E	1:12.89	1:12.31	2:25.20	8.31	61.31
33	45	45436	GAUL Sammie	2001		X	1:12.63	1:12.74	2:25.37	8.48	62.57
34	57	155985	PAVLIK Ava Marie	2001		X	1:12.81	1:12.98	2:25.79	8.90	65.67
35	50	6536218	LIEBLEIN Cassie	1999		E	1:13.56	1:12.27	2:25.83	8.94	65.96
36	60	6536896	CASSIDY Carissa	2002		R	1:13.69	1:12.24	2:25.93	9.04	66.70









Rank	Bib	FIS ID	Name	Year	Nation	Region	Run 1	Run 2	Time †	Gap	Points
37	37	6535989	BRUCE Anna	1998		E	1:13.26	1:12.68	2:25.94	9.05	66.77
38	33	6536342	SCHIBLI Lila	1999		E	1:13.25	1:12.81	2:26.06	9.17	67.66
39	66	6536322	FALLON Hannah	1999		E	1:13.54	1:12.64	2:26.18	9.29	68.54
40	61	6535792	GAILUNAS Kara	1997		E	1:13.03	1:13.17	2:26.20	9.31	68.69
41	67	6536796	BRAUN Grace	2002		E	1:13.21	1:13.04	2:26.25	9.36	69.06
42	39	6536885	GARFIELD Maia	2002		E	1:13.01	1:13.27	2:26.28	9.39	69.28
43	18	6536383	TRUDEAU Hannah	2000		E	1:12.78	1:13.95	2:26.73	9.84	72.60
44	54	6536439	SCHIERWAGEN Grace	2000		E	1:13.91	1:12.85	2:26.76	9.87	72.82
45	52	6536086	BOUCHARD Elise	1998		E	1:14.45	1:12.54	2:26.99	10.10	74.52
46	59	308269	ISHIMARU Merumo	2002		X	1:14.84	1:12.31	2:27.15	10.26	75.70
47	63	6536717	ROSENBLUTH Joanna	2001		E	1:14.29	1:12.96	2:27.25	10.36	76.44
48	64	6535984	SULLIVAN Abigail	1998		E	1:13.94	1:13.40	2:27.34	10.45	77.10
49	69	6535961	CLARK Courtney	1997		E	1:14.82	1:13.27	2:28.09	11.20	82.64
50	31	108086	LEBSACK Avery	2001			1:15.66	1:12.91	2:28.57	11.68	86.18
51	55	6535769	NAWROCKI Alexx	1997		E	1:14.62	1:14.26	2:28.88	11.99	88.46
52	46	6535998	AHEARN Megan	1998		E	1:14.98	1:14.68	2:29.66	12.77	94.22
53	68	6536793	BERVY Katie	2002		R	1:14.66	1:15.11	2:29.77	12.88	95.03
54	53	6536584	LEONARD Avery	2001		R	1:15.90	1:14.45	2:30.35	13.46	99.31
55	77	107952	STOCK Julia	1999		X	1:15.73	1:14.76	2:30.49	13.60	100.34
56	70	225710	GRAY Hannah	2000			1:17.05	1:13.57	2:30.62	13.73	101.30
57	71	506997	ENEQVIST Ebba	2000		X	1:15.77	1:14.92	2:30.69	13.80	101.82
58	49	6536850	ZARUBY Anna	2002		F	1:16.89	1:14.28	2:31.17	14.28	105.36
59	106	538812	BRUCE Jasmine	1990		E	1:17.00	1:14.22	2:31.22	14.33	105.73
60	65	6536844	TRUEBLOOD Josephine	2002		R	1:15.10	1:16.37	2:31.47	14.58	107.57
61	86	6536836	SCHIFFMAN Eva	2002		E	1:16.26	1:15.35	2:31.61	14.72	108.61
62	81	496488	AYTES Ona	2002		X	1:16.58	1:15.40	2:31.98	15.09	111.34
63	87	6536399	GRAY Caraline	2000		E	1:16.72	1:15.37	2:32.09	15.20	112.15
64	91	496489	CAPDEVILA Ares	2002		X	1:17.09	1:15.54	2:32.63	15.74	116.13
65	83	108145	BRUNELLE Maite	2001		X	1:17.90	1:17.46	2:35.36	18.47	136.28
66	82	6536799	CAYER Ava	2002		E	1:18.35	1:17.74	2:36.09	19.20	141.66
67	96	6536807	GOETZE Viva	2002		E	1:20.02	1:16.20	2:36.22	19.33	142.62
68	94	6536941	ARNOTT Mackenzie	2002		E	1:19.26	1:17.50	2:36.76	19.87	146.60
69	97	6536961	FILOSA Emma	2002		E	1:19.94	1:16.87	2:36.81	19.92	146.97
70	76	45442	MANNING Alexandra	2001		X	1:19.58	1:17.90	2:37.48	20.59	151.92
71	92	6536443	MUNSCHAUER Margaret	1999		E	1:19.47	1:18.08	2:37.55	20.66	152.43
72	90	6536688	POLLAK Anna	2000		E	1:19.49	1:18.53	2:38.02	21.13	155.90
73	103	6536585	LAURION Mackenzie	2001		E	1:21.35	1:17.77	2:39.12	22.23	164.02
74	98	6536991	JOHNSON Caroline	2002		E	1:20.00	1:20.08	2:40.08	23.19	171.10
75	100	6536735	HOLLISTER Alexis	2000		E	1:23.42	1:20.37	2:43.79	26.90	198.47
76	89	6536565	HEALY Diana	2000		E	1:24.47	1:22.56	2:47.03	30.14	222.38

Did Not Start - Run 1 (1)








104	6536937	DIAMOND Naomi	2002		E	DNS
-----	---------	---------------	------	--	---	-----

Did Not Finish - Run 1 (22)

8	107847	PROFITT Stephanie	1999		X	DNF
17	6536851	ZIMMERMANN Zoe	2002		E	DNF
28	6536701	MAURER Charlotte	2001		E	DNF
34	516538	RUFENER Michelle	1999			DNF
36	496487	CUBINA Victoria	2002			DNF
38	6536577	COOMBS Sarah	2001		E	DNF
47	6536655	FLACHBART Lili	2001		E	DNF
48	108286	HUNTER Lauren	2002		X	DNF
62	6536581	DUFFY Anna	2001		E	DNF
72	6536381	POTTER Kathryn	2000		E	DNF
74	6536870	JULIUS Sydney	2002		E	DNF
78	6536398	GUIMOND Abigail	2000		E	DNF
79	6536949	MACGUFFIE Emma	2002		E	DNF
80	6536019	COLMAN Allegra	1998		X	DNF

Rank	Bib	FIS ID	Name	Year	Nation	Region	Run 1	Run 2	Time	Gap	Points
84	225745		BROGDEN Honor	2001		X	DNF				
85	6536436		MILLER Anna Clare	2000		E	DNF				
88	275047		AUSTIN Emma	2002		X	DNF				
93	6536819		LIEBLEIN Maddy	2002		E	DNF				
99	6536805		GERALDI Julia	2002		E	DNF				
101	6536861		WALTHER-GINGOLD Tiger	2002		E	DNF				
102	6536944		BECK Siri	2002		E	DNF				
105	6536903		GOBER Elena	2002		E	DNF				

Did Not Finish - Run 2 (7)

27	108076		ROSENBLOOM Taylor	2001		X	1:11.32	DNF			
32	108080		CUNNINGHAM Haley	2001			1:15.00	DNF			
44	6536985		WESTON Brienna	2002		E	1:11.26	DNF			
51	496447		BARATA Carla	2001		X	1:14.18	DNF			
56	6536945		WELTER Ariana	2002		E	1:14.34	DNF			
58	6536598		KIRWOOD Kate	2001		R	1:16.65	DNF			
95	6536424		MCCARTHY Madison	2000		E	1:22.26	DNF			