

COMPETITION JURY

TECHNICAL DELEGATE	SAVAGE Ted	(USA)
CHIEF OF RACE	WILLIAMS Douglas	(USA)
REFEREE	PRENDERGAST Mathew	(USA)

WEATHER

CONDITIONS	Clear
SNOW	Packed Powder
AIR TEMPERATURE	START : -15.0 °C FINISH : -13.0 °C

Run 1

COURSESETTER	BASSI Matteo	(ITA)
FORERUNNERS	- A - REED Sawyer	(USA)
	- B - WEINSTEIN Matthew	(USA)
	- C - BROPHY Nate	(USA)
	- D - JONES Ada	(USA)
	- E - ARMSTRONG Duncan	(CAN)

Run 2

	MARSHALL James	(USA)
- A -	REED Sawyer	(USA)
- B -	WEINSTEIN Matthew	(USA)
- C -	BROPHY Nate	(USA)
- D -	JONES Ada	(USA)
- E -	ARMSTRONG Duncan	(CAN)




COURSE	Inverness	Inverness
START	813 m	813 m
FINISH	483 m	483 m
DROP	330 m	330 m
LENGTH	1135 m	1135 m
HOMOLOGATION	13262/10/19	13262/10/19
GATES	42	42
DIRECTIONS	41	41
STARTING TIME	0855	1030

LIST n°1421 APPLIED PENALTY: 43.31 CALCULATED PENALTY: 40.31
Number of competitors: 100, Number of NSA: 15

F = 1010

Rank	Bib	FIS ID	Name	Year	Nation	Club	Run 1	Run 2	Time	Gap	Points
1	16	6100274	WOOD Mackenzie	2002		GMVS	1:00.36	1:02.73	2:03.09	0.00	
2	13	6533011	GILLIS Daniel	2002		BMA	1:00.34	1:03.01	2:03.35	0.26	2.13
3	14	6532800	FLANAGAN Gray	2001		GMVS	1:01.17	1:02.22	2:03.39	0.30	2.46
4	23	6533316	BIGATEL Justin	2003		BMA	1:00.59	1:02.90	2:03.49	0.40	3.28
5	12	6532693	PALCHAK Cole	2000		GMVS	1:00.53	1:03.01	2:03.54	0.45	3.69
6	11	6532764	O BRIEN Preston	2001		BMA	1:00.69	1:02.97	2:03.66	0.57	4.68
7	18	6100264	PROFITT John Daniel	2002		BMA	1:01.02	1:02.91	2:03.93	0.84	6.89
8	3	930160	KELLEY Robby	1990		KMS	1:00.90	1:03.07	2:03.97	0.88	7.22
9	22	6532313	FERRI Paul	1999		KMS	1:01.24	1:02.76	2:04.00	0.91	7.47
10	19	6532322	MORGAN Chauncey	1999		BMA	1:01.46	1:02.64	2:04.10	1.01	8.29
11	6	6532112	LILLEY Austin Michael	1998		SMC	1:01.09	1:03.07	2:04.16	1.07	8.78
12	33	6533323	SEGRE Sebastian	2003		GMVS	1:01.06	1:03.39	2:04.45	1.36	11.16
13	10	6531599	THROM Benjamin	1996		SMC	1:01.25	1:03.25	2:04.50	1.41	11.57
14	20	6532829	COUGHLIN Patrick	2001		GMVS	1:01.40	1:03.13	2:04.53	1.44	11.82
15	2	6532159	DESPRES Jack	1998		GMVS	1:01.52	1:03.07	2:04.59	1.50	12.31
16	8	6532924	BAILEY Axel	2001		BMA	1:01.61	1:03.02	2:04.63	1.54	12.64
17	36	6533007	DIGANGI Harrison	2002		SMS	1:01.90	1:02.79	2:04.69	1.60	13.13
18	46	6533350	JONES Lawton	2003		GMVS	1:02.30	1:02.54	2:04.84	1.75	14.36
19	27	6532682	LANG Charlie	2000		BMA	1:01.98	1:03.28	2:05.26	2.17	17.81
20	25	6533251	ROBIN Aidan	2003		BMA	1:01.58	1:03.78	2:05.36	2.27	18.63
21	7	110400	HOLSCHER Kay	1998		BMA	1:02.14	1:03.29	2:05.43	2.34	19.20
22	42	221528	LANGMUIR Calum	2002		BMA	1:02.72	1:02.76	2:05.48	2.39	19.61
23	32	6533059	VILANDRIE Nevin	2002		GMVS	1:02.37	1:03.16	2:05.53	2.44	20.02
24	40	6533399	KIM Theodore	2003		BMA	1:02.42	1:03.44	2:05.86	2.77	22.73
25	26	6533050	RICEDA Nicolas	2002		BMA	1:01.74	1:04.18	2:05.92	2.83	23.22
26	30	6532346	PRICE Matthew	1999		KMS	1:02.52	1:03.42	2:05.94	2.85	23.39
26	5	54413	RECHBERGER Paul	1997		CSU	1:02.71	1:03.23	2:05.94	2.85	23.39
28	34	6533273	KURSH Gerrit	2003		BMA	1:02.57	1:03.74	2:06.31	3.22	26.42








Rank	Bib	FIS ID	Name	Year	Nation	Club	Run 1	Run 2	Time	Gap	Points
29	41	6533389	CALCAGNI Nick	2003		GMVS	1:02.88	1:03.50	2:06.38	3.29	27.00
30	28	6533126	HOFFMAN Wyatt	2002		KMS	1:02.96	1:03.86	2:06.82	3.73	30.61
31	135	6533206	GRAVES Tanner	2002		KMS	1:03.23	1:03.85	2:07.08	3.99	32.74
32	1	40712	HOFFMAN Thomas	2002		BMA	1:03.15	1:04.47	2:07.62	4.53	37.17
33	55	20502	CALVO SANTOS Arnau	2003		GMVS	1:03.31	1:04.57	2:07.88	4.79	39.30
34	38	492455	SASTRE Conrad	2003		GMVS	1:03.18	1:04.72	2:07.90	4.81	39.47
35	101	6533491	COOK Evan	2004		GMVS	1:03.46	1:04.50	2:07.96	4.87	39.96
36	47	6533286	GEIKIE Ian	2003		GMVS	1:03.41	1:04.66	2:08.07	4.98	40.86
37	44	170188	PREISLER Oscar	2004		GMVS	1:03.20	1:05.07	2:08.27	5.18	42.50
38	59	6100432	TURNBULL Ryan	2003		GMVS	1:03.51	1:04.98	2:08.49	5.40	44.31
39	54	6533067	HOLTENMAN Johan	2002		MMSCA	1:03.49	1:05.01	2:08.50	5.41	44.39
40	100	221590	SHACKLETON Dominic	2004		BMA	1:04.32	1:04.21	2:08.53	5.44	44.64
40	65	6533305	MAY Calvin	2003		BMA	1:03.63	1:04.90	2:08.53	5.44	44.64
42	51	6533279	HOLM Erik	2003		BMA	1:03.37	1:05.28	2:08.65	5.56	45.62
43	66	110492	HORWITZ Manuel	2004		BMA	1:04.16	1:04.51	2:08.67	5.58	45.79
44	48	6533552	HENYON Walker	2004		GMVS	1:03.48	1:05.20	2:08.68	5.59	45.87
45	56	6533099	POSTAL Andrew	2002		GMVS	1:03.52	1:05.21	2:08.73	5.64	46.28
46	45	6532577	SHEA Jack	2000		KMS	1:03.48	1:05.50	2:08.98	5.89	48.33
47	60	6533328	BELLINO Max	2003		BMA	1:03.74	1:05.30	2:09.04	5.95	48.82
48	37	6533269	MCDERMOTT Samuel	2003		BMA	1:04.13	1:05.62	2:09.75	6.66	54.65
49	58	6532996	APPLE Morgan	2002		GMVS	1:04.16	1:05.60	2:09.76	6.67	54.73
50	52	6533290	DEWEY Gavin	2003		GMVS	1:04.02	1:05.85	2:09.87	6.78	55.63
51	95	6533555	SACHS Cole	2004		GMVS	1:04.36	1:05.56	2:09.92	6.83	56.04
52	31	492444	BARATA Tomas	2003		GMVS	1:03.85	1:06.12	2:09.97	6.88	56.45
53	62	110491	HOLSCHER Pedro	2004		SMS	1:03.90	1:06.11	2:10.01	6.92	56.78
54	73	6100416	NELLA Aidan	2003		GMVS	1:04.40	1:05.81	2:10.21	7.12	58.42
55	70	221570	HONEYBONE Georgie	2003		BMA	1:03.90	1:06.71	2:10.61	7.52	61.70
56	87	6533515	THOMSON Ryan	2004		OMS	1:04.75	1:06.04	2:10.79	7.70	63.18
57	67	6533285	GOLDEN Timothy	2003		GMVS	1:04.77	1:06.09	2:10.86	7.77	63.76
58	72	6100409	GATCLIFFE James	2003		GMVS	1:05.37	1:05.61	2:10.98	7.89	64.74
59	57	502390	KERVEN Christopher	2000		CSU	1:04.58	1:06.48	2:11.06	7.97	65.40
60	98	6533478	BYRON Patrick	2004		BMA	1:05.48	1:05.87	2:11.35	8.26	67.78
61	63	6533575	HUBER Nikolaus	2004		SMS	1:05.38	1:06.38	2:11.76	8.67	71.14
62	75	512528	MARC Antoine	2002		SMS	1:05.70	1:06.22	2:11.92	8.83	72.45
63	71	6100418	BRISEBOIS Hugo	2003		KMS	1:05.43	1:06.67	2:12.10	9.01	73.93
64	83	6533560	PATTON William	2004		GMVS	1:05.33	1:06.84	2:12.17	9.08	74.50
65	96	6533482	KALLMAN William	2004		OMS	1:05.91	1:06.52	2:12.43	9.34	76.64
66	69	6533392	DAVIS Jonathan	2003		GMVS	1:05.66	1:06.81	2:12.47	9.38	76.97
67	81	6533430	MULLER Chase	2003		KMS	1:05.67	1:06.91	2:12.58	9.49	77.87
68	86	6533524	CURRAN Cody	2004		GMVS	1:05.85	1:06.97	2:12.82	9.73	79.84
69	89	6533497	MUSIAL Jackson	2004		GMVS	1:05.77	1:07.27	2:13.04	9.95	81.64
70	77	6533308	PUCHKOV Michael	2003		SMS	1:06.65	1:06.60	2:13.25	10.16	83.37
71	49	502404	SETTERSTROEM Carl	2000		CSU	1:06.08	1:07.41	2:13.49	10.40	85.34
72	74	6533315	ETO Musashi	2003		KMS	1:06.60	1:07.03	2:13.63	10.54	86.48
73	80	6301276	TAKAI Yuto	2002		SMS	1:06.34	1:07.39	2:13.73	10.64	87.31
74	82	6533107	MATUSIK Cole	2002		KMS	1:05.76	1:08.14	2:13.90	10.81	88.70
75	79	6533581	JACOBI Jake	2004		SMS	1:06.30	1:07.63	2:13.93	10.84	88.95
76	93	6533606	KESSLER Nathan	2004		MMSCA	1:07.48	1:07.64	2:15.12	12.03	98.71
77	91	170187	HANGHOEJ Vitus	2004		GMVS	1:07.51	1:08.68	2:16.19	13.10	107.49

Rank	Bib	FIS ID	Name	Year	Nation	Club	Run 1	Run 2	Time	Gap	Points
78	94	6532788	MEYER Christian	2001		CSU	1:08.68	1:08.42	2:17.10	14.01	114.96
79	92	6533363	SCHULTZ Tucker	2003		KMS	1:08.26	1:09.96	2:18.22	15.13	124.15
80	90	6100580	KIDD Logan	2004		SMS	1:10.29	1:10.27	2:20.56	17.47	143.35

Did Not Finish - Run 1 (13)

4	80077		MACEDO Michel	1998		BMA	DNF				
9	6532479		TRUDEAU William	1999		BMA	DNF				
15	6292784		MENCACCINI Lorenzo	1998		CSU	DNF				
21	6532619		GILLIS Robert	2000		SMS	DNF				
24	6533096		WASHBURN Marat	2002		GMVS	DNF				
43	6533055		STEVENISH Bobby	2002		SMS	DNF				
53	6533180		BIANCHI Ryan	2002		KMS	DNF				
64	6533281		HABER Brett	2003		SMS	DNF				
76	6533275		KEATING Luke	2003		GMVS	DNF				
78	6533295		CHUDZIK Alex	2003		GMVS	DNF				
84	6533501		KELLEHER John	2004		SMS	DNF				
85	6533591		MARTIN Aaron	2004		SMS	DNF				
88	6532913		THOMAS Tripp	2001		CSU	DNF				

Did Not Finish - Run 2 (7)

17	422717		RIIBER Nikolai	2000		SMC	1:03.12	DNF			
29	6532826		TAYLOR Carson	2001		MMSCA	1:03.16	DNF			
39	6533395		VISNIC Drew	2003		OMS	1:03.68	DNF			
50	6532382		WOOLSON Ian	1999		KMS	1:03.04	DNF			
61	6533313		JACKSON Silas	2003		GMVS	1:03.92	DNF			
68	512487		LAINO Peter	2001		GMVS	1:03.17	DNF			
97	6533481		RACHWAL Reid	2004		BMA	1:06.14	DNF			