



# Divisional FIS (VT) - Woman's Race 1

## Giant Slalom Official Results



### COMPETITION JURY

|                    |               |       |
|--------------------|---------------|-------|
| TECHNICAL DELEGATE | SAVAGE Ted    | (USA) |
| CHIEF OF RACE      | UTTER Steven  | (USA) |
| REFEREE            | MACLEOD Angus | (USA) |

### WEATHER

|                 |                                      |
|-----------------|--------------------------------------|
| CONDITIONS      | Clear                                |
| SNOW            | Hard Packed                          |
| AIR TEMPERATURE | START : -10.0 °C<br>FINISH : -9.0 °C |

### Run 1

|              |                        |       |
|--------------|------------------------|-------|
| COURSESETTER | JACOBSON Brett         | (USA) |
| FORERUNNERS  | - A - PALCHAK Cole     | (USA) |
|              | - B - WOOD Mackenzie   | (CAN) |
|              | - C - BARATA Tomas     | (ESP) |
|              | - D - COUGHLIN Patrick | (USA) |

### Run 2

|       |                  |       |
|-------|------------------|-------|
|       | GAVETT Gertraud  | (USA) |
| - A - | PALCHAK Cole     | (USA) |
| - B - | BARATA Tomas     | (ESP) |
| - C - | WOOD Mackenzie   | (CAN) |
| - D - | COUGHLIN Patrick | (USA) |

|               |             |                    |
|---------------|-------------|--------------------|
| COURSE        | Inverness   | Inverness/Brambles |
| START         | 814 m       | 813 m              |
| FINISH        | 490 m       | 490 m              |
| DROP          | 324 m       | 323 m              |
| LENGTH        | 1135 m      | 1300 m             |
| HOMOLOGATION  | 13262/10/19 | 12885/11/18        |
| GATES         | 43          | 43                 |
| DIRECTIONS    | 42          | 42                 |
| STARTING TIME | 0900        | 1000               |









LIST n°1721 APPLIED PENALTY: 36.39 CALCULATED PENALTY: 33.39  
Number of competitors: 61, Number of NSA: 12

F = 1010

| Rank | Bib | FIS ID  | Name                 | Year | Nation | Club  | Run 1   | Run 2   | Time           | Gap  | Points |
|------|-----|---------|----------------------|------|--------|-------|---------|---------|----------------|------|--------|
| 1    | 7   | 6536583 | PROFFIT Ainsley      | 2001 |        | USST  | 1:01.40 | 1:02.63 | <b>2:04.03</b> |      | 0.00   |
| 2    | 10  | 6536648 | RIDDELL Lydia        | 2001 |        | GMVS  | 1:02.34 | 1:03.35 | <b>2:05.69</b> | 1.66 | 13.52  |
| 3    | 8   | 6535882 | DESROCHERS Rachael   | 1997 |        | UVM   | 1:02.61 | 1:03.10 | <b>2:05.71</b> | 1.68 | 13.68  |
| 4    | 1   | 6536177 | UTTER Hannah         | 1999 |        | GMVS  | 1:02.37 | 1:03.78 | <b>2:06.15</b> | 2.12 | 17.26  |
| 5    | 12  | 6536616 | WATTENMAKER Gwen     | 2001 |        | KMS   | 1:03.05 | 1:03.23 | <b>2:06.28</b> | 2.25 | 18.32  |
| 6    | 4   | 6536579 | HOLM Olivia          | 2001 |        | KMS   | 1:02.76 | 1:03.63 | <b>2:06.39</b> | 2.36 | 19.22  |
| 7    | 15  | 6537032 | ELSINGER Carly       | 2003 |        | GMVS  | 1:03.81 | 1:03.57 | <b>2:07.38</b> | 3.35 | 27.28  |
| 8    | 2   | 6536858 | GUTCHESS Jane        | 2002 |        | SMS   | 1:02.84 | 1:04.65 | <b>2:07.49</b> | 3.46 | 28.18  |
| 9    | 13  | 426286  | OLSEN Bertine Aam    | 1999 |        | SMC   | 1:04.26 | 1:04.10 | <b>2:08.36</b> | 4.33 | 35.26  |
| 10   | 5   | 315230  | VELJKOVIC Petra      | 2001 |        | CSU   | 1:03.86 | 1:04.63 | <b>2:08.49</b> | 4.46 | 36.32  |
| 11   | 11  | 107758  | OBRIEN Mikaela       | 1998 |        | KMS   | 1:04.61 | 1:04.51 | <b>2:09.12</b> | 5.09 | 41.45  |
| 12   | 27  | 206818  | SOEHNLE Lena         | 1999 |        | CSU   | 1:04.86 | 1:05.19 | <b>2:10.05</b> | 6.02 | 49.02  |
| 13   | 18  | 45439   | MAHON Sophie         | 2001 |        | SMS   | 1:04.71 | 1:05.69 | <b>2:10.40</b> | 6.37 | 51.87  |
| 14   | 23  | 6537028 | DAVIS Anna           | 2003 |        | SMS   | 1:04.76 | 1:06.18 | <b>2:10.94</b> | 6.91 | 56.27  |
| 15   | 17  | 6536941 | ARNOTT Mackenzie     | 2002 |        | MMSCA | 1:05.62 | 1:05.63 | <b>2:11.25</b> | 7.22 | 58.79  |
| 16   | 24  | 6536473 | KELSEY Virginia Rice | 2000 |        | SMC   | 1:05.68 | 1:05.83 | <b>2:11.51</b> | 7.48 | 60.91  |
| 17   | 32  | 108580  | VAN STRIEN Maxine    | 2004 |        | GMVS  | 1:05.71 | 1:05.84 | <b>2:11.55</b> | 7.52 | 61.24  |
| 18   | 35  | 6537284 | QUEALLY Molly        | 2004 |        | GMVS  | 1:06.90 | 1:05.02 | <b>2:11.92</b> | 7.89 | 64.25  |
| 19   | 16  | 6536945 | WELTER Ariana        | 2002 |        | SMC   | 1:06.03 | 1:05.95 | <b>2:11.98</b> | 7.95 | 64.74  |
| 19   | 9   | 6536457 | LOWE Teegan          | 2000 |        | SMC   | 1:06.05 | 1:05.93 | <b>2:11.98</b> | 7.95 | 64.74  |
| 21   | 38  | 6537138 | QUINLAN Molly        | 2003 |        | GMVS  | 1:06.66 | 1:05.48 | <b>2:12.14</b> | 8.11 | 66.04  |
| 22   | 20  | 6537064 | ROY Caroline         | 2003 |        | SMS   | 1:05.96 | 1:06.57 | <b>2:12.53</b> | 8.50 | 69.22  |
| 23   | 30  | 6537036 | GEBHARDT Kelly       | 2003 |        | GMVS  | 1:06.16 | 1:06.42 | <b>2:12.58</b> | 8.55 | 69.62  |
| 24   | 21  | 6537339 | SULLIVAN Eliza       | 2004 |        | SMS   | 1:06.42 | 1:06.26 | <b>2:12.68</b> | 8.65 | 70.44  |
| 25   | 19  | 6537027 | CULVER Jacqueline    | 2003 |        | SMS   | 1:06.95 | 1:06.23 | <b>2:13.18</b> | 9.15 | 74.51  |
| 26   | 29  | 6535753 | KAPLAN Amelia        | 1997 |        | MMSCA | 1:07.06 | 1:06.26 | <b>2:13.32</b> | 9.29 | 75.65  |
| 27   | 22  | 6537208 | PETERSON Elsa        | 2001 |        | SMS   | 1:07.12 | 1:06.54 | <b>2:13.66</b> | 9.63 | 78.42  |
| 28   | 34  | 426276  | KINNEBERG Birgit     | 1999 |        | CSU   | 1:07.15 | 1:06.60 | <b>2:13.75</b> | 9.72 | 79.15  |

| Rank | Bib | FIS ID  | Name               | Year | Nation  | Club  | Run 1   | Run 2   | Time           | Gap   | Points |
|------|-----|---------|--------------------|------|---|-------|---------|---------|----------------|-------|--------|
| 29   | 39  | 435479  | WIACEK Julia       | 2004 |  | SMS   | 1:07.64 | 1:06.27 | <b>2:13.91</b> | 9.88  | 80.45  |
| 30   | 31  | 6537333 | HOWARD Hazel       | 2004 |  | GMVS  | 1:07.91 | 1:08.38 | <b>2:16.29</b> | 12.26 | 99.84  |
| 31   | 41  | 108441  | GRAHAM Sarah       | 2003 |  | GMVS  | 1:08.13 | 1:08.83 | <b>2:16.96</b> | 12.93 | 105.29 |
| 32   | 28  | 496582  | AYTES TARTERA Jana | 2004 |  | GMVS  | 1:08.68 | 1:08.44 | <b>2:17.12</b> | 13.09 | 106.59 |
| 33   | 42  | 6536603 | KELLEHER Lydia     | 2001 |  | OMS   | 1:08.83 | 1:08.61 | <b>2:17.44</b> | 13.41 | 109.20 |
| 34   | 37  | 108295  | BIER Kennedy       | 2002 |  | GMVS  | 1:09.55 | 1:08.51 | <b>2:18.06</b> | 14.03 | 114.25 |
| 35   | 47  | 6537251 | CRAWFORD Parker    | 2004 |  | GMVS  | 1:10.40 | 1:09.42 | <b>2:19.82</b> | 15.79 | 128.58 |
| 36   | 49  | 6537340 | DONAGHUE Elyse     | 2004 |  | OMS   | 1:11.39 | 1:09.35 | <b>2:20.74</b> | 16.71 | 136.07 |
| 37   | 46  | 6537237 | GREENBERG Rowan    | 2004 |  | SMS   | 1:10.22 | 1:10.63 | <b>2:20.85</b> | 16.82 | 136.97 |
| 38   | 61  | 6537443 | LEAMY Emma         | 2004 |  | MMSCA | 1:11.19 | 1:10.69 | <b>2:21.88</b> | 17.85 | 145.36 |
| 39   | 51  | 6537162 | MORIN Eva          | 2003 |  | SMS   | 1:10.81 | 1:11.30 | <b>2:22.11</b> | 18.08 | 147.23 |
| 40   | 52  | 275052  | PHELAN Isabella    | 2003 |  | GMVS  | 1:11.33 | 1:10.81 | <b>2:22.14</b> | 18.11 | 147.47 |
| 41   | 58  | 6537057 | MESSIER Aili       | 2003 |  | GMVS  | 1:11.61 | 1:10.94 | <b>2:22.55</b> | 18.52 | 150.81 |
| 42   | 48  | 6537090 | BROPHY Julia       | 2003 |  | GMVS  | 1:11.92 | 1:11.45 | <b>2:23.37</b> | 19.34 | 157.49 |
| 43   | 59  | 6537441 | SHEA Reilly        | 2004 |  | OMS   | 1:12.25 | 1:13.05 | <b>2:25.30</b> | 21.27 | 173.21 |
| 44   | 53  | 45484   | JACKSON Camille    | 2000 |  | CSU   | 1:12.69 | 1:12.92 | <b>2:25.61</b> | 21.58 | 175.73 |
| 45   | 50  | 6537288 | EASTON Caitlin     | 2004 |  | GMVS  | 1:13.13 | 1:13.02 | <b>2:26.15</b> | 22.12 | 180.13 |
| 46   | 57  | 506830  | GUTKE Matilda      | 1997 |  | CSU   | 1:17.55 | 1:16.48 | <b>2:34.03</b> | 30.00 | 244.30 |

## Did Not Finish - Run 1 (8)

|    |         |                       |      |   |       |     |
|----|---------|-----------------------|------|---|-------|-----|
| 3  | 6536797 | BRAUN Jenna           | 2002 |  | GMVS  | DNF |
| 6  | 107993  | RENZONI Ella          | 2000 |  | UVM   | DNF |
| 14 | 6536885 | GARFIELD Maia         | 2002 |  | GMVS  | DNF |
| 36 | 6537309 | CARLUCCIO Maggie      | 2004 |  | MMSCA | DNF |
| 40 | 6537430 | ROBINSON-LEITH Joanna | 2004 |  | KMS   | DNF |
| 45 | 225813  | OWLES Jessica         | 2003 |  | SMS   | DNF |
| 54 | 6537431 | MAYER Holly           | 2004 |  | KMS   | DNF |
| 60 | 6537026 | COMEY Ava             | 2003 |  | GMVS  | DNF |

## Did Not Finish - Run 2 (7)

|    |         |                 |      |   |       |         |     |
|----|---------|-----------------|------|---|-------|---------|-----|
| 25 | 6537149 | LATHROP Chloe   | 2003 |  | SMS   | 1:04.20 | DNF |
| 26 | 6536870 | JULIUS Sydney   | 2002 |  | GMVS  | 1:06.10 | DNF |
| 33 | 6537260 | CLANCY Victoria | 2004 |  | GMVS  | 1:09.45 | DNF |
| 43 | 108458  | LAFRANCE Audrey | 2003 |  | GMVS  | 1:12.67 | DNF |
| 44 | 6536985 | WESTON Brienna  | 2002 |  | MMSCA | 1:06.78 | DNF |
| 55 | 198432  | PRIDE Norah     | 2004 |  | GMVS  | 1:13.88 | DNF |
| 56 | 275055  | RYAN Megan      | 2004 |  | GMVS  | 1:10.92 | DNF |