



# Divisional FIS Women - Race 1

## Giant Slalom Official Results



GREEN  
MOUNTAIN  
VALLEY SCHOOL

### COMPETITION JURY

TECHNICAL DELEGATE SAVAGE John (USA)  
CHIEF OF RACE BROPHY Jere (USA)  
REFEREE HOLLAND Micaela (USA)

### WEATHER

CONDITIONS Clear  
SNOW Firm  
AIR TEMPERATURE START : -9.0 °C  
FINISH : -8.0 °C

### Run 1

COURSESETTER POWELL Charlie (USA)  
FORERUNNERS - A - VAN STRIEN Maxine (CAN)  
- B - KELLEY Robby (USA)

### Run 2

LASHAR Micah (USA)  
- A - VAN STRIEN Maxine (CAN)  
- B - KELLEY Robby (USA)






COURSE Inverness  
START 800 m  
FINISH 500 m  
DROP 300 m  
LENGTH 1135 m  
HOMOLOGATION 13262/10/19  
GATES 42  
DIRECTIONS 41  
STARTING TIME 0900

Inverness  
800 m  
500 m  
300 m  
1135 m  
13262/10/19  
42  
41  
1045




LIST n°1622 APPLIED PENALTY: 61.58 CALCULATED PENALTY: 61.58  
Number of competitors: 56, Number of NSA: 9

F = 1010







Rank	Bib	FIS ID	Name	Year	Nation	Club	Run 1	Run 2	Time	Gap	Points
1	5	426286	OLSEN Bertine Aam	1999		SMC	1:04.16	1:05.33	<b>2:09.49</b>	0.00	
2	2	6537149	LATHROP Chloe	2003		RM	1:06.00	1:05.54	<b>2:11.54</b>	2.05	15.99
3	15	6537036	GEBHARDT Kelly	2003		GMVS	1:05.57	1:06.21	<b>2:11.78</b>	2.29	17.86
4	4	6536797	BRAUN Jenna	2002		SMNC	1:05.35	1:07.07	<b>2:12.42</b>	2.93	22.85
5	1	6537138	QUINLAN Molly	2003		GMVS	1:05.53	1:07.12	<b>2:12.65</b>	3.16	24.65
6	3	6537513	BORGIA Henriette	2005		SMS	1:06.16	1:07.24	<b>2:13.40</b>	3.91	30.50
7	8	108707	CREIGHTON Elisabeth	2005		NWOOD	1:06.71	1:07.07	<b>2:13.78</b>	4.29	33.46
8	11	6536848	WONG Maya	2002		COLBY	1:07.07	1:06.85	<b>2:13.92</b>	4.43	34.55
9	18	155985	PAVLIK Ava Marie	2001		PSU	1:06.62	1:07.50	<b>2:14.12</b>	4.63	36.11
10	12	6537239	CHARLESTON Emily	2004		PROC	1:07.65	1:06.64	<b>2:14.29</b>	4.80	37.44
11	19	6536900	SARGENT Sophie	2002		GMVS	1:06.46	1:07.85	<b>2:14.31</b>	4.82	37.60
12	22	6537315	ALEXANDER Josie	2004		CVA	1:07.94	1:07.77	<b>2:15.71</b>	6.22	48.51
13	26	6537340	DONAGHUE Elyse	2004		SMS	1:07.85	1:07.99	<b>2:15.84</b>	6.35	49.53
14	14	6536457	LOWE Teegan	2000		SMNC	1:07.68	1:08.23	<b>2:15.91</b>	6.42	50.07
15	28	6537584	HANLEY Tess	2005		GMVS	1:08.27	1:08.36	<b>2:16.63</b>	7.14	55.69
16	25	6537251	CRAWFORD Parker	2004		GMVS	1:09.24	1:08.53	<b>2:17.77</b>	8.28	64.58
17	53	6537393	TOISHI Sonja	2004		NYSEF	1:08.97	1:09.28	<b>2:18.25</b>	8.76	68.33
18	23	6537106	LARSEN Hillary	2003		NYSEF	1:09.67	1:09.10	<b>2:18.77</b>	9.28	72.38
19	32	6537233	REYNOLDS Anna	2004		NYSEF	1:09.91	1:10.77	<b>2:20.68</b>	11.19	87.28
20	55	6537604	LUBASZEWSKI Rhiannon	2005		KMS	1:10.36	1:10.49	<b>2:20.85</b>	11.36	88.61
21	24	6537314	HOLLISTER Karleigh	2004		NWOOD	1:11.14	1:10.60	<b>2:21.74</b>	12.25	95.55
22	38	6537381	SCHAD Grace	2004		CVA	1:11.46	1:10.99	<b>2:22.45</b>	12.96	101.09
23	41	6537517	WALTHER-GINGOLD Sequoyah	2005		GMVS	1:11.20	1:11.36	<b>2:22.56</b>	13.07	101.94
24	20	6537295	DEFILIPPO Leah	2004		NWOOD	1:09.81	1:13.44	<b>2:23.25</b>	13.76	107.33
25	29	6537242	SAIFEE Summer	2004		CVA	1:11.54	1:11.89	<b>2:23.43</b>	13.94	108.73
26	35	275055	RYAN Megan	2004		GMVS	1:11.19	1:12.60	<b>2:23.79</b>	14.30	111.54
27	36	6537620	BIANCHI Megan	2005		KMS	1:11.81	1:12.70	<b>2:24.51</b>	15.02	117.15
28	44	6537249	MUNTER Anneliese	2004		SMS	1:12.87	1:13.00	<b>2:25.87</b>	16.38	127.76
29	37	6537573	ANDRUS Elli	2005		CVA	1:12.23	1:13.73	<b>2:25.96</b>	16.47	128.46
30	139	6537486	BYRNE Maegan	2005		NYSEF	1:13.09	1:12.95	<b>2:26.04</b>	16.55	129.09

Rank	Bib	FIS ID	Name	Year	Nation	Club	Run 1	Run 2	Time	Gap	Points
31	42	6537235	<b>BROCK Ella</b>	2004		MMA	1:13.92	1:15.19	<b>2:29.11</b>	19.62	153.03
32	48	6537441	<b>SHEA Reilly</b>	2004		OMS	1:14.57	1:15.05	<b>2:29.62</b>	20.13	157.01
33	30	961150	<b>ESCOBAR Sarah</b>	2002		BBTS	1:15.13	1:16.72	<b>2:31.85</b>	22.36	174.40
34	51	6537606	<b>GRAY Emily</b>	2005		KMS	1:15.85	1:17.86	<b>2:33.71</b>	24.22	188.91
35	47	225824	<b>BEE Alissa</b>	2004		BEST	1:17.26	1:16.76	<b>2:34.02</b>	24.53	191.33

## Did Not Start - Run 1 (3)

7	6536985	<b>WESTON Brienna</b>	2002		MMA	DNS					
10	426367	<b>FROELAND Margrethe</b>	2001		SMC	DNS					
40	6537326	<b>MUSCARELLA Simona</b>	2004		MMA	DNS					

## Did Not Finish - Run 1 (14)

9	6536945	<b>WELTER Ariana</b>	2002		SMNC	DNF					
13	6537339	<b>SULLIVAN Eliza</b>	2004		SMS	DNF					
16	435479	<b>WIACEK Julia</b>	2004		SMS	DNF					
21	6537490	<b>BUTLER Ava</b>	2005		GMVS	DNF					
27	6536268	<b>WELTER Alexandra</b>	1999		SMNC	DNF					
31	6537485	<b>NADEL Chiara</b>	2005		GMVS	DNF					
33	108577	<b>PRINCE Marie-Jeanne</b>	2004		NWOOD	DNF					
45	6537477	<b>SCHUPP Sophia</b>	2005		NWOOD	DNF					
46	108754	<b>BOUCHARD Kymie</b>	2005		MMA	DNF					
49	6537534	<b>JESSEN Lily</b>	2005		GMVS	DNF					
50	225853	<b>WEEPLE Olivia</b>	2005		OMS	DNF					
52	6537498	<b>FIELDHOUSE Paige</b>	2005		GMVS	DNF					
54	6537571	<b>HARRIS Hazel</b>	2005		GMVS	DNF					
56	6537616	<b>SPENLINHAUER Tia</b>	2005		OMS	DNF					

## Did Not Finish - Run 2 (4)

6	6296108	<b>CALORO Benedetta</b>	2003		NWOOD	1:06.97	DNF				
17	6537575	<b>NEFF Sophie</b>	2005		GMVS	1:07.95	DNF				
34	6537162	<b>MORIN Eva</b>	2003		SMS	1:10.13	DNF				
43	6537307	<b>NEE Cilla</b>	2004		NWOOD	1:12.61	DNF				