

COMPETITION JURY

TECHNICAL DELEGATE	SULLIVAN Laura	(USA)
CHIEF OF RACE	CALCAGNI Matthew	(USA)
REFEREE	HARLOW Topher	(USA)

WEATHER

CONDITIONS	Cloud
SNOW	Firm
AIR TEMPERATURE	START : 2.0 °C FINISH : 3.0 °C

Run 1

COURSESETTER	HOLDEN Bowen	(USA)
FORERUNNERS	- A - BEEGHLI Siena	(USA)
	- B - LEFEBVRE Milly	(CAN)
	- C - HANLEY Tess	(USA)
	- D - BRUMM Lucas	(USA)

Run 2

	TRANSUE Jeremy	(USA)
- A -	HERHUSKY Ryan	(USA)
- B -	COOK Evan	(USA)
- C -	HENYON Walker	(USA)
- D -	BRUMM Lucas	(USA)

COURSE	Inverness/Brambles
START	778 m
FINISH	558 m
DROP	220 m
LENGTH	744 m
HOMOLOGATION	12886/11/18
GATES	34
DIRECTIONS	32
STARTING TIME	0930








	Inverness
	770 m
	492 m
	278 m
	1135 m
	13262/10/19
	35
	34
	1215

LIST n°1823 APPLIED PENALTY: 38.37 CALCULATED PENALTY: 38.37
Number of competitors: 107, Number of NSA: 12









F = 1010

Rank	Bib	FIS ID	Name	Year	Nation	Club	Run 1	Run 2	Time	Gap	Points
1	2	108543	STIEL Sara	2004		BMA	49.96	51.37	1:41.33		0.00
2	4	6537149	LATHROP Chloe	2003		WMR	50.55	51.89	1:42.44	1.11	11.06
3	15	6537240	REYNOLDS Emma	2004		BMA	51.10	51.66	1:42.76	1.43	14.25
4	13	6536631	ZIPP Elena	2001		Williams	51.49	51.64	1:43.13	1.80	17.94
5	9	6537022	AUST Chloe	2003		Williams	51.26	52.46	1:43.72	2.39	23.82
6	8	6536843	TRUDEAU Samantha	2002		DOC	51.21	52.56	1:43.77	2.44	24.32
7	3	6536579	HOLM Olivia	2001		DOC	51.62	52.39	1:44.01	2.68	26.71
8	24	6537536	BRONK Daniela	2005		GMVS	51.39	52.66	1:44.05	2.72	27.11
9	5	225799	ELLIFF Alexa	2003		DOC	51.22	52.94	1:44.16	2.83	28.21
10	17	6537284	QUEALLY Molly	2004		GMVS	51.68	52.50	1:44.18	2.85	28.41
11	11	6536858	GUTCHESS Jane	2002		Williams	50.89	53.34	1:44.23	2.90	28.91
12	21	6537339	SULLIVAN Eliza	2004		Williams	52.55	51.77	1:44.32	2.99	29.80
13	10	6536838	SEMET Madeline	2002		Williams	52.03	52.47	1:44.50	3.17	31.60
14	30	6537309	CARLUCCIO Maggie	2004		MMA	51.75	52.76	1:44.51	3.18	31.70
15	16	6537379	HODER Juliette	2004		PROC	51.77	52.76	1:44.53	3.20	31.90
16	27	6536941	ARNOTT Mackenzie	2002		Bates	52.17	52.41	1:44.58	3.25	32.39
17	20	6536584	LEONARD Avery	2001		Bates	52.34	52.32	1:44.66	3.33	33.19
18	6	6295774	PALAMARA Gaia	2002		UNH	51.69	53.03	1:44.72	3.39	33.79
19	1	6536661	ANSTINE Sequoia	2001		Bates	51.93	52.99	1:44.92	3.59	35.78
20	7	426367	FROELAND Margrethe	2001		SMNC	52.05	52.95	1:45.00	3.67	36.58
21	29	108825	LEVESQUE Olivia	2006		NWOOD	52.32	52.69	1:45.01	3.68	36.68
21	22	6537197	DOYLE Paige	2003		SLU	51.89	53.12	1:45.01	3.68	36.68
23	25	426384	GJETSUND Sofie	2002		SMNC	52.29	53.00	1:45.29	3.96	39.47
24	47	6537031	DUNHAM Anna	2003		BBTS	52.25	53.07	1:45.32	3.99	39.77
25	31	6536797	BRAUN Jenna	2002		SMNC	52.29	53.18	1:45.47	4.14	41.27
26	60	6537260	CLANCY Victoria	2004		GMVS	52.80	52.71	1:45.51	4.18	41.66
27	18	108666	GATCLIFFE Emma	2005		GMVS	52.15	53.46	1:45.61	4.28	42.66
28	33	6537466	CURTIS Lucy	2005		BMA	52.55	53.19	1:45.74	4.41	43.96

Rank	Bib	FIS ID	Name	Year	Nation	Club	Run 1	Run 2	Time	Gap	Points
29	19	6536885	GARFIELD Maia	2002		UNH	52.82	53.04	1:45.86	4.53	45.15
30	57	496628	RIBE MOZUN Lola	2005		GMVS	52.74	53.23	1:45.97	4.64	46.25
31	14	6537064	ROY Caroline	2003		Bates	52.56	53.58	1:46.14	4.81	47.94
32	38	6537267	ATEN Lindsey	2004		Bates	53.18	53.11	1:46.29	4.96	49.44
33	35	108822	LAMBERT Lea	2006		NYSEF	51.51	54.86	1:46.37	5.04	50.24
34	48	6537679	WILLARD Clare	2006		BMA	52.58	53.80	1:46.38	5.05	50.34
35	28	6537594	LEACH Mackenzie	2005		MMA	52.89	53.52	1:46.41	5.08	50.63
36	44	207033	GOODRICH Kate	2005		GMVS	52.63	54.45	1:47.08	5.75	57.31
37	67	6537745	JOHNSON Caroline	2006		PROC	53.16	54.14	1:47.30	5.97	59.51
38	52	6537760	LEVY Kate	2006		BMA	52.93	54.58	1:47.51	6.18	61.60
39	39	6536473	KELSEY Virginia Rice	2000		SMNC	53.40	54.54	1:47.94	6.61	65.88
40	59	6537334	BUXTON Madelyn	2004		BBTS	53.70	54.28	1:47.98	6.65	66.28
41	34	6537303	WHITTAKER Jasmine	2004		BC	53.33	54.68	1:48.01	6.68	66.58
42	40	6537370	MCLAREN Madison	2004		SLU	53.90	54.17	1:48.07	6.74	67.18
43	51	108820	HACCOUN CHOQUETTE Arielle	2006		GMVS	53.83	54.36	1:48.19	6.86	68.38
44	46	6537393	TOISHI Sonja	2004		NYSEF	53.42	54.78	1:48.20	6.87	68.48
45	64	6537815	HANSON Cora	2006		SMS	53.81	54.46	1:48.27	6.94	69.17
46	76	6537685	JANKOVIC Helena	2006		BMA	54.07	54.46	1:48.53	7.20	71.77
47	50	6537485	NADEL Chiara	2005		GMVS	53.32	55.25	1:48.57	7.24	72.16
48	32	6537391	BLONDEK Mayson	2004		SLU	53.37	55.28	1:48.65	7.32	72.96
49	23	6536848	WONG Maya	2002		CCST	54.40	55.00	1:49.40	8.07	80.44
50	55	705543	MACULOVA Miriam	2006		BMA	53.97	55.45	1:49.42	8.09	80.64
51	65	6537732	MESSER Bristol	2006		BBTS	55.26	54.66	1:49.92	8.59	85.62
52	75	198571	BAUDE Jaya	2006		BMA	54.60	55.48	1:50.08	8.75	87.22
53	71	6536722	REGRUT Caity	2001		CSC	54.33	55.84	1:50.17	8.84	88.11
54	43	6537315	ALEXANDER Josie	2004		CVA	54.48	55.74	1:50.22	8.89	88.61
55	74	6537711	GREELEY Elizabeth	2006		GMVS	54.85	55.47	1:50.32	8.99	89.61
56	80	6537517	WALTHER-GINGOLD Sequoyah	2005		GMVS	54.88	55.64	1:50.52	9.19	91.60
57	53	6536388	HUMPHREYS Ashley Rose	2000			54.89	55.70	1:50.59	9.26	92.30
58	82	6537781	BOYER Meagan	2006		SNSC	55.14	55.62	1:50.76	9.43	93.99
59	68	6537326	MUSCARELLA Simona	2004		MMA	55.28	56.17	1:51.45	10.12	100.87
60	69	6537120	TRACY Jacklyn	2003		CSC	55.31	56.26	1:51.57	10.24	102.07
61	73	496670	VIDAOR MARISTANY Paz	2006		SMS	55.81	56.32	1:52.13	10.80	107.65
62	81	6537653	CUMMINGS Madalyn	2005		HLMT	55.66	56.93	1:52.59	11.26	112.23
63	93	961150	ESCOBAR Sarah	2002		SMNC	56.57	57.15	1:53.72	12.39	123.50
64	92	108819	FARRELL Madison	2006		GMVS	56.44	57.43	1:53.87	12.54	124.99
65	58	6537302	GLICK Taylor	2004		JHSC	55.74	58.16	1:53.90	12.57	125.29
66	70	275059	PHELAN Jillian	2006		SMS	54.43	59.55	1:53.98	12.65	126.09
67	84	6537515	LUBITZ Jailyn	2005		BBTS	56.04	58.10	1:54.14	12.81	127.68
68	87	6537805	PAREDES Lauren	2006		MMA	56.19	58.05	1:54.24	12.91	128.68
69	90	6537827	MARTIN Alison	2004		HLVLY	56.60	57.93	1:54.53	13.20	131.57
70	88	6537836	VERY Chloe	2006		SNSC	57.48	57.24	1:54.72	13.39	133.46
71	78	6537755	DAVIS Sophie	2006		SMS	57.42	57.68	1:55.10	13.77	137.25
72	77	6537482	EISENHART Macie	2005		WMR	56.36	59.03	1:55.39	14.06	140.14
73	83	6537381	SCHAD Grace	2004		CVA	56.92	58.80	1:55.72	14.39	143.43
74	72	6536791	LARRABEE Abigail	2002		CSC	57.45	58.53	1:55.98	14.65	146.02
75	101	496664	ARANGO LASAOSA Africa	2005			57.88	58.54	1:56.42	15.09	150.41
76	86	6537613	JEROME Riley	2005		Gould	58.13	58.43	1:56.56	15.23	151.80
77	97	6537777	ILES Kirsten	2006		NYSEF	57.25	59.78	1:57.03	15.70	156.49

Rank	Bib	FIS ID	Name	Year	Nation	Club	Run 1	Run 2	Time	Gap	Points
78	95	6537524	SOCIA Alicia	2005		BBTS	58.03	59.05	1:57.08	15.75	156.99
78	79	6537577	OSTERLIND Kiera	2005		BBTS	58.16	58.92	1:57.08	15.75	156.99
80	96	108295	BIER Kennedy	2002		SLU	58.11	59.06	1:57.17	15.84	157.88
81	98	6537864	HASTINGS Charlotte	2006		HOLD	58.75	58.67	1:57.42	16.09	160.38
82	94	6537477	SCHUPP Sophia	2005		NWOOD	58.58	59.68	1:58.26	16.93	168.75
83	99	6537481	LEWISON Tess	2005		SMS	1:01.33	1:01.60	2:02.93	21.60	215.30
84	104	6537809	ROSE Morgan	2006		GMVS	1:01.80	1:02.46	2:04.26	22.93	228.55
85	107	6537632	LARSON Courtney	2003		CSC	1:03.37	1:02.75	2:06.12	24.79	247.09
86	106	6537867	HANSEN Charlotte	2006		MMA	1:03.56	1:07.15	2:10.71	29.38	292.84
87	105	6537900	DONOHUE Whitney	2005		NYSEF	1:05.27	1:06.17	2:11.44	30.11	300.12












Did Not Finish - Run 1 (8)

26	6537036	GEBHARDT Kelly	2003								
36	435479	WIACEK Julia	2004		WMR						
41	6536839	SHERWOOD Cordelia	2002		SLU						
42	6537208	PETERSON Elsa	2001		SMNC						
45	6537784	KITANOV Emily	2006		GMVS						
54	6537550	HAVRDA Casey	2005		BBTS						
66	6537162	MORIN Eva	2003		SMS						
103	6537443	LEAMY Emma	2004		MMA						

Disqualified - Run 1 (1)

102	6537813	FERRARA Francesca	2006		HLMT						
-----	---------	--------------------------	------	---	------	--	--	--	--	--	--

Did Not Finish - Run 2 (11)

12	6537073	WASHBURN Isabelle	2003		BMA	50.53					
37	6537043	HOVEY Jaelie	2003		Bates	52.04					
49	6536457	LOWE Teegan	2000		SMNC	54.25					
56	6537407	FREEMAN Ava	2004		PROC	53.66					
61	6537721	KELLEHER Abby	2006		SMS	53.04					
62	6537242	SAIFEE Summer	2004		CVA	54.45					
63	6537719	GREENBERG Skye	2006		SMS	54.34					
85	6537807	DUDA Summer	2006		SMS	57.20					
89	6537035	FRIEDMAN Lindley	2003		Bates	55.62					
91	6537614	SMICK Hannah	2005		Gould	59.65					
100	6537534	JESSEN Lily	2005		GMVS	58.86					