

COMPETITION JURY

TECHNICAL DELEGATE	Bombardier Alison	(USA)
CHIEF OF RACE	Vanovac Igor	(USA)
REFEREE	Digangi Salvatore	(USA)

WEATHER

CONDITIONS	Overcast
SNOW	granular
AIR TEMPERATURE	START : 9.0 °C FINISH : 10.0 °C

Run 1

COURSESETTER	Harlow Topher	(USA)
FORERUNNERS	- A - HODER Maximilien	(USA)
	- B - ROSENBLOOM James	(CAN)
	- C - KESSLER Nathan	(USA)

COURSE	Main Street
START	883 m
FINISH	563 m
DROP	320 m
LENGTH	1590 m
HOMOLOGATION	12789/06/18
GATES	40
DIRECTIONS	40
STARTING TIME	12:15

Run 2













	Vanovac Igor	(USA)
- A -	HODER Maximilien	(USA)
- B -	ROSENBLOOM James	(CAN)
- C -	KESSLER Nathan	(USA)

COURSE	Main Street
START	883 m
FINISH	563 m
DROP	320 m
LENGTH	1590 m
HOMOLOGATION	12789/06/18
GATES	40
DIRECTIONS	40
STARTING TIME	13:25






LIST n°1821 APPLIED PENALTY: 36.33 CALCULATED PENALTY: 33.33
Number of competitors: 58, Number of NSA: 9

F = 1010

Rank	Bib	FIS ID	Name	Year	Nation	Run 1	Run 2	Time	Gap	Points
1	15	6535907	ENGLISH Francesca	1997		1:00.36	1:01.97	2:02.33		0.00
2	8	6536858	GUTCHESS Jane	2002		1:01.92	1:02.06	2:03.98	1.65	13.62
3	10	107993	RENZONI Ella	2000		1:00.75	1:03.31	2:04.06	1.73	14.28
4	1	6535882	DESROCHERS Rachael	1997		1:01.27	1:03.88	2:05.15	2.82	23.28
5	17	6536851	ZIMMERMANN Zoe	2002		1:02.37	1:03.06	2:05.43	3.10	25.59
5	14	6536184	REICHHELM Nina	1999		1:02.05	1:03.38	2:05.43	3.10	25.59
7	9	426286	OLSEN Bertine Aam	1999		1:02.49	1:03.91	2:06.40	4.07	33.60
8	35	6536985	WESTON Brienna	2002		1:03.43	1:03.05	2:06.48	4.15	34.26
9	4	6536825	MUELLER Molly	2002		1:03.18	1:03.53	2:06.71	4.38	36.16
10	27	45439	MAHON Sophie	2001		1:03.85	1:03.34	2:07.19	4.86	40.13
11	34	6537149	LATHROP Chloe	2003		1:04.02	1:03.71	2:07.73	5.40	44.58
12	24	6537050	KILLIAN Katie	2003		1:04.02	1:03.93	2:07.95	5.62	46.40
13	23	108563	PARADIS Sara	2004		1:04.51	1:03.51	2:08.02	5.69	46.98
14	20	315230	VELJKOVIC Petra	2001		1:04.22	1:03.92	2:08.14	5.81	47.97
15	29	6537064	ROY Caroline	2003		1:03.81	1:04.39	2:08.20	5.87	48.46
16	3	108076	ROSENBLOOM Taylor	2001		1:03.93	1:04.44	2:08.37	6.04	49.87
17	42	6537309	CARLUCCIO Maggie	2004		1:04.32	1:04.07	2:08.39	6.06	50.03
18	21	6536229	CLARK Rebecca	1999		1:03.61	1:04.91	2:08.52	6.19	51.11
19	44	6537072	WALTERS Claire	2003		1:05.64	1:03.30	2:08.94	6.61	54.57
20	19	6536457	LOWE Teegan	2000		1:04.43	1:04.69	2:09.12	6.79	56.06
21	22	6537229	SARGENT Poppy	2004		1:04.55	1:04.85	2:09.40	7.07	58.37
22	18	6536885	GARFIELD Maia	2002		1:04.55	1:05.02	2:09.57	7.24	59.78
23	48	6537136	MARTINDALE Brianna	2003		1:04.98	1:04.63	2:09.61	7.28	60.11
24	26	6536941	ARNOTT Mackenzie	2002		1:05.39	1:05.24	2:10.63	8.30	68.53
25	41	426276	KINNEBERG Birgit	1999		1:06.52	1:04.45	2:10.97	8.64	71.33
26	36	108580	VAN STRIEN Maxine	2004		1:06.30	1:04.69	2:10.99	8.66	71.50
27	16	6536797	BRAUN Jenna	2002		1:05.34	1:05.86	2:11.20	8.87	73.23
28	38	6537036	GEBHARDT Kelly	2003		1:06.29	1:05.73	2:12.02	9.69	80.00
29	30	6537208	PETERSON Elsa	2001		1:06.84	1:05.61	2:12.45	10.12	83.55

Rank	Bib	FIS ID	Name	Year	Nation	Run 1	Run 2	Time	Gap	Points
30	37	6537284	QUEALLY Molly	2004		1:06.62	1:06.36	2:12.98	10.65	87.93
31	43	435479	WIACEK Julia	2004		1:07.05	1:06.57	2:13.62	11.29	93.21
32	49	225813	OWLES Jessica	2003		1:06.95	1:07.04	2:13.99	11.66	96.27
33	53	6537340	DONAGHUE Elyse	2004		1:07.74	1:06.88	2:14.62	12.29	101.47
34	45	6537156	ASHNAULT Elena	2003		1:07.70	1:08.06	2:15.76	13.43	110.88
35	47	6536603	KELLEHER Lydia	2001		1:08.01	1:08.11	2:16.12	13.79	113.86
36	51	6537237	GREENBERG Rowan	2004		1:08.28	1:09.11	2:17.39	15.06	124.34
37	54	108569	BIER Charlize	2004		1:09.37	1:10.33	2:19.70	17.37	143.41
38	57	275055	RYAN Megan	2004		1:10.27	1:09.49	2:19.76	17.43	143.91
39	56	45484	JACKSON Camille	2000		1:11.08	1:09.77	2:20.85	18.52	152.91
40	55	6537162	MORIN Eva	2003		1:11.53	1:11.40	2:22.93	20.60	170.08
41	59	6537249	MUNTER Anneliese	2004		1:13.49	1:13.68	2:27.17	24.84	205.09



Did Not Start - Run 1 (5)

11	107880	CLEMENT Justine	1999		DNS
28	6537027	CULVER Jacqueline	2003		DNS
32	6536473	KELSEY Virginia Rice	2000		DNS
39	6535753	KAPLAN Amelia	1997		DNS
46	6537094	JACUNSKI Deena	2003		DNS

Did Not Finish - Run 1 (7)

5	6537032	ELSINGER Carly	2003		DNF
6	6537054	MCHUGH Riley	2003		DNF
25	6537028	DAVIS Anna	2003		DNF
33	206818	SOEHNLE Lena	1999		DNF
40	6537333	HOWARD Hazel	2004		DNF
50	6537251	CRAWFORD Parker	2004		DNF
58	6536900	SARGENT Sophie	2002		DNF

Did Not Finish - Run 2 (5)

2	6536168	GRONDIN Isabel	1999		1:01.94	DNF
7	6536648	RIDDELL Lydia	2001		1:01.89	DNF
12	6536438	TRUDEAU Brianna	2000		1:02.45	DNF
31	6537260	CLANCY Victoria	2004		1:06.37	DNF
52	6537185	WAGNER Anika	2003		1:09.51	DNF