

COMPETITION JURY

TECHNICAL DELEGATE SAVAGE Ted (CAN)
CHIEF OF RACE WILLIAMS Douglas (USA)
REFEREE WOLK Chad (USA)

WEATHER

CONDITIONS Light Snow
SNOW Packed Powder
AIR TEMPERATURE START : -4.0 °C
FINISH : -4.0 °C

Run 1

COURSESETTER PRENDERGAST Mathew (USA)
FORERUNNERS
- A - DROHAN Aidan (USA)
- B - BRAUN Jenna (USA)
- C - BIER Kennedy (CAN)
COURSE Inverness (USA)
START 778 m (USA)
FINISH 605 m
DROP 173 m
LENGTH 696 m
HOMOLOGATION 12884/11/18
GATES 48
DIRECTIONS 47
STARTING TIME 1245

Run 2

HOLLAND Micaela (USA)
FORERUNNERS
- A - DROHAN Aidan (USA)
- B - BRAUN Jenna (USA)
- C - BIER Kennedy (CAN)
COURSE Inverness (USA)
START 778 m (USA)
FINISH 605 m
DROP 173 m
LENGTH 696 m
HOMOLOGATION 12884/11/18
GATES 50
DIRECTIONS 48
STARTING TIME 1430

LIST n°1421 APPLIED PENALTY: 37.34 CALCULATED PENALTY: 34.34
Number of competitors: 79, Number of NSA: 13

F = 730

Rank	Bib	FIS ID	Name	Year	Nation	Club	Run 1	Run 2	Time	Gap	Points
1	11	6532764	O BRIEN Preston	2001		BMA	37.74	44.97	1:22.71	0.00	
2	3	930160	KELLEY Robby	1990		KMS	37.96	45.34	1:23.30	0.59	5.21
3	104	930188	MARSHALL Tucker	1990		GMVS	38.59	45.13	1:23.72	1.01	8.91
4	15	6292784	MENCACCINI Lorenzo	1998		CSU	38.50	45.99	1:24.49	1.78	15.71
5	1	40712	HOFFMAN Thomas	2002		BMA	39.43	45.12	1:24.55	1.84	16.24
6	27	6532682	LANG Charlie	2000		BMA	39.29	45.41	1:24.70	1.99	17.56
7	16	6100274	WOOD Mackenzie	2002		GMVS	39.36	45.45	1:24.81	2.10	18.53
8	4	80077	MACEDO Michel	1998		BMA	39.17	45.90	1:25.07	2.36	20.83
9	14	6532800	FLANAGAN Gray	2001		GMVS	39.91	45.20	1:25.11	2.40	21.18
10	26	6533050	RICHEDA Nicolas	2002		BMA	40.30	45.12	1:25.42	2.71	23.92
11	8	6532924	BAILEY Axel	2001		BMA	40.45	45.32	1:25.77	3.06	27.01
12	13	6533011	GILLIS Daniel	2002		BMA	40.28	45.54	1:25.82	3.11	27.45
13	10	6531599	THROM Benjamin	1996		SMC	39.52	46.60	1:26.12	3.41	30.10
14	23	6533316	BIGATEL Justin	2003		BMA	41.25	44.94	1:26.19	3.48	30.71
15	57	502390	KERVEN Christopher	2000		CSU	41.48	44.92	1:26.40	3.69	32.57
16	50	6532382	WOOLSON Ian	1999		KMS	40.86	45.57	1:26.43	3.72	32.83
17	135	6533206	GRAVES Tanner	2002		KMS	40.92	45.56	1:26.48	3.77	33.27
18	5	54413	RECHBERGER Paul	1997		CSU	40.58	45.93	1:26.51	3.80	33.54
19	32	6533059	VILANDRIE Nevin	2002		GMVS	41.21	45.36	1:26.57	3.86	34.07
20	55	20502	CALVO SANTOS Arnau	2003		GMVS	41.34	45.43	1:26.77	4.06	35.83
21	18	6100264	PROFITT John Daniel	2002		BMA	40.53	46.28	1:26.81	4.10	36.19
22	30	6532346	PRICE Matthew	1999		KMS	41.51	45.54	1:27.05	4.34	38.30
23	33	6533323	SEGRE Sebastian	2003		GMVS	41.47	45.67	1:27.14	4.43	39.10
24	59	6100432	TURNBULL Ryan	2003		GMVS	41.72	45.98	1:27.70	4.99	44.04
25	60	6533328	BELLINO Max	2003		BMA	41.79	46.04	1:27.83	5.12	45.19
26	56	6533099	POSTAL Andrew	2002		GMVS	41.63	46.90	1:28.53	5.82	51.37
27	40	6533399	KIM Theodore	2003		BMA	42.00	46.93	1:28.93	6.22	54.90
28	53	6533180	BIANCHI Ryan	2002		KMS	41.90	47.46	1:29.36	6.65	58.69
29	70	221570	HONEYBONE Georgie	2003		BMA	42.69	47.57	1:30.26	7.55	66.64




Rank	Bib	FIS ID	Name	Year	Nation	Club	Run 1	Run 2	Time	Gap	Points
30	52	6533290	DEWEY Gavin	2003		GMVS	43.10	47.56	1:30.66	7.95	70.17
31	68	512487	LAINO Peter	2001		GMVS	43.37	47.34	1:30.71	8.00	70.61
32	75	512528	MARC Antoine	2002		SMS	43.09	47.76	1:30.85	8.14	71.84
33	48	6533552	HENYON Walker	2004		GMVS	43.09	48.01	1:31.10	8.39	74.05
34	78	6533295	CHUDZIK Alex	2003		GMVS	43.25	47.91	1:31.16	8.45	74.58
35	44	170188	PREISLER Oscar	2004		GMVS	43.48	47.77	1:31.25	8.54	75.37
36	86	6533524	CURRAN Cody	2004		GMVS	42.28	49.06	1:31.34	8.63	76.17
37	51	6533279	HOLM Erik	2003		BMA	42.96	48.56	1:31.52	8.81	77.76
38	89	6533497	MUSIAL Jackson	2004		GMVS	43.74	48.21	1:31.95	9.24	81.55
39	74	6533315	ETO Musashi	2003		KMS	43.47	48.70	1:32.17	9.46	83.49
40	90	6100580	KIDD Logan	2004		SMS	43.73	48.66	1:32.39	9.68	85.44
41	87	6533515	THOMSON Ryan	2004		OMS	43.83	48.68	1:32.51	9.80	86.49
42	58	6532996	APPLE Morgan	2002		GMVS	44.07	48.67	1:32.74	10.03	88.52
43	72	6100409	GATCLIFFE James	2003		GMVS	44.00	49.24	1:33.24	10.53	92.94
44	64	6533281	HABER Brett	2003		SMS	44.62	48.63	1:33.25	10.54	93.03
45	73	6100416	NELLA Aidan	2003		GMVS	43.87	49.62	1:33.49	10.78	95.14
46	82	6533107	MATUSIK Cole	2002		KMS	45.08	48.63	1:33.71	11.00	97.09
47	77	6533308	PUCHKOV Michael	2003		SMS	44.18	50.46	1:34.64	11.93	105.29
48	62	110491	HOLSCHER Pedro	2004		SMS	45.87	50.83	1:36.70	13.99	123.48
49	93	6533606	KESSLER Nathan	2004		MMSCA	45.26	52.19	1:37.45	14.74	130.10
50	97	6533481	RACHWAL Reid	2004		BMA	45.70	52.22	1:37.92	15.21	134.24
51	83	6533560	PATTON William	2004		GMVS	44.02	54.02	1:38.04	15.33	135.30
52	25	6533251	ROBIN Aidan	2003		BMA	40.81	57.28	1:38.09	15.38	135.74
53	28	6533126	HOFFMAN Wyatt	2002		KMS	41.55	58.36	1:39.91	17.20	151.81
54	91	170187	HANGHOEJ Vitus	2004		GMVS	45.42	56.35	1:41.77	19.06	168.22
55	96	6533482	KALLMAN William	2004		OMS	45.44	1:02.39	1:47.83	25.12	221.71
56	100	221590	SHACKLETON Dominic	2004		BMA	42.23	1:08.64	1:50.87	28.16	248.54
57	37	6533269	MCDERMOTT Samuel	2003		BMA	1:08.46	50.07	1:58.53	35.82	316.15

Did Not Finish - Run 1 (18)

2	6532159	DESPRES Jack	1998		GMVS	DNF
12	6532693	PALCHAK Cole	2000		GMVS	DNF
17	422717	RIIBER Nikolai	2000		SMC	DNF
31	492444	BARATA Tomas	2003		GMVS	DNF
42	221528	LANGMUIR Calum	2002		BMA	DNF
46	6533350	JONES Lawton	2003		GMVS	DNF
47	6533286	GEIKIE Ian	2003		GMVS	DNF
61	6533313	JACKSON Silas	2003		GMVS	DNF
63	6533575	HUBER Nikolaus	2004		SMS	DNF
66	110492	HORWITZ Manuel	2004		BMA	DNF
79	6533581	JACOBI Jake	2004		SMS	DNF
80	6301276	TAKAI Yuto	2002		SMS	DNF
84	6533501	KELLEHER John	2004		SMS	DNF
88	6532913	THOMAS Tripp	2001		CSU	DNF
98	6533478	BYRON Patrick	2004		BMA	DNF
101	6533491	COOK Evan	2004		GMVS	DNF
103	6533394	DWYER Camden	2003		BMA	DNF
105	6532027	POELMANN Hans	1997		CSU	DNF

Rank	Bib	FIS ID	Name	Year	Nation	Club	Run 1	Run 2	Time	Gap	Points
------	-----	--------	------	------	--------	------	-------	-------	------	-----	--------

















Disqualified - Run 1 (3)

54	6533067		HOLTENMAN Johan	2002		MMSCA	DSQ				
67	6533285		GOLDEN Timothy	2003		GMVS	DSQ				
92	6533363		SCHULTZ Tucker	2003		KMS	DSQ			Gate 24	

Did Not Start - Run 2 (2)

22	6532313		FERRI Paul	1999		KMS	46.77	DNS			
95	6533555		SACHS Cole	2004		GMVS	46.74	DNS			

Did Not Finish - Run 2 (20)

6	6532112		LILLEY Austin Michael	1998		SMC	40.58	DNF			
9	6532479		TRUDEAU William	1999		BMA	39.11	DNF			
19	6532322		MORGAN Chauncey	1999		BMA	39.24	DNF			
20	6532829		COUGHLIN Patrick	2001		GMVS	40.31	DNF			
21	6532619		GILLIS Robert	2000		SMS	42.60	DNF			
24	6533096		WASHBURN Marat	2002		GMVS	41.68	DNF			
34	6533273		KURSH Gerrit	2003		BMA	41.74	DNF			
36	6533007		DIGANGI Harrison	2002		SMS	41.87	DNF			
38	492455		SASTRE Conrad	2003		GMVS	42.38	DNF			
39	6533395		VISNIC Drew	2003		OMS	42.53	DNF			
41	6533389		CALCAGNI Nick	2003		GMVS	43.06	DNF			
43	6533055		STEVENISH Bobby	2002		SMS	41.61	DNF			
45	6532577		SHEA Jack	2000		KMS	43.13	DNF			
49	502404		SETTERSTROEM Carl	2000		CSU	44.59	DNF			
65	6533305		MAY Calvin	2003		BMA	43.90	DNF			
69	6533392		DAVIS Jonathan	2003		GMVS	43.93	DNF			
71	6100418		BRISEBOIS Hugo	2003		KMS	44.05	DNF			
76	6533275		KEATING Luke	2003		GMVS	44.31	DNF			
81	6533430		MULLER Chase	2003		KMS	45.13	DNF			
85	6533591		MARTIN Aaron	2004		SMS	45.41	DNF			