











Rank	Bib	FIS ID	Name	Year	Nation	Club	Points	Best 5	Race points
Best 10 at finish									
1	12	108543	STIEL Sara	2004		BMA	49.72	49.72	0.00
2	6	426327	KRISTOFFERSEN Helene	2000		SMNC	29.86	29.86	1.38
3	7	6537240	REYNOLDS Emma	2004		BMA	61.88	-	-
4	2	6537022	AUST Chloe	2003		Williams	50.92	-	-
5	4	6537149	LATHROP Chloe	2003		WMR	54.93	-	-
6	10	6536579	HOLM Olivia	2001		DOC	40.08	40.08	22.18
7	14	6537073	WASHBURN Isabelle	2003		BMA	58.75	-	-
8	3	6536843	TRUDEAU Samantha	2002		DOC	47.18	47.18	23.65
9	16	6537284	QUEALLY Molly	2004		GMVS	69.79	-	-
10	8	6536701	MAURER Charlotte	2001		CCST	43.85	43.85	27.89

Best 5 at start

2	6	426327	KRISTOFFERSEN Helene	2000		SMNC	29.86		
6	10	6536579	HOLM Olivia	2001		DOC	40.08		
10	8	6536701	MAURER Charlotte	2001		CCST	43.85		
8	3	6536843	TRUDEAU Samantha	2002		DOC	47.18		
21	9	6295774	PALAMARA Gaia	2002		UNH	48.15		

(DNF: Did Not Finish, DSQ: Disqualified)

TOTAL

(B) List points of best 5 at start	<b>209.12</b>	
(A) List points of the best 5 to finish in top 10		<b>210.69</b>
(C) Race points of corresponding competitors		<b>75.10</b>
Calculated penalty (A + B - C) = 344.71 / 10	34.47	
Correction value (Z)	0.00	
Category adder	0.00	
Applied penalty	<b>34.47</b>	

Technical Delegate